



SAIF POLY-PLAST

CPVC Plumbing Pipes & Fittings

SPIDER

Contact No.






CPVC PIPES AS PER ASTM D-2846 3-MTR [ISI PIPE]

SIZE		OD	SDR - 11 Weight Per 3 Mtr.		SDR - 13.5 Weight Per 3 Mtr.	
Inch	(mm.)	(mm.)	Weight/Packing	Total Weight	Weight/Packing	Total Weight
1/2"	15	15.90(+/-0.10)				
3/4"	20	22.20(+/-0.10)	[0.600 Grm/ 50 Pcs]	30.000 kgs	[0.520 Grm/50 Pcs]	26.000 kgs
1"	25	28.60(+/-0.10)	[0.990 Grm/ 30 Pcs]	29.700 kgs	[0.850 Grm/30 Pcs]	25.500 kgs
1 1/4"	32	34.90(+/-0.10)	[1.450 Kgs/ 25 Pcs]	36.250 kgs	[1.250 Kgs/25 Pcs]	31.250 kgs
1 1/2"	40	41.30(+/-0.10)	[2.100 Kgs/ 15 Pcs]	31.500 kgs	[1.700 Kgs/15 Pcs]	25.500 kgs
2"	50	54.00(+/-0.10)	[3.350 Kgs/ 10 Pcs]	33.500 kgs	[2.850 Kgs/10 Pcs]	28.500 kgs
2 1/2"	65	73.00(+/-0.18)				
3"	80	88.90(+/-0.20)				








CPVC PIPES AS PER ASTM D-2846 5-MTR [ISI PIPE]

SIZE		OD	SDR - 11 Weight Per 5 Mtr.		SDR - 13.5 Weight Per 5 Mtr.	
Inch	(mm.)	(mm.)	Weight/Packing	Total Weight	Weight/Packing	Total Weight
1/2"	15	15.90(+/-0.10)				
3/4"	20	22.20(+/-0.10)	[1.030 Kgs 50 Pcs]	51.500 kgs	[0.900 Grm/50 Pcs]	45.000 kgs
1"	25	28.60(+/-0.10)	[1.630 Kgs/ 30 Pcs]	48.900 kgs	[1.415 Kgs/30 Pcs]	42.450 kgs
1 1/4"	32	34.90(+/-0.10)	[2.450 Kgs/ 25 Pcs]	61.250 kgs	[2.130 Kgs/25 Pcs]	53.250 kgs
1 1/2"	40	41.30(+/-0.10)	[3.500 Kgs/ 15 Pcs]	52.500 kgs	[2.910 Kgs/15 Pcs]	43.650 kgs
2"	50	54.00(+/-0.10)	[5.660 Kgs/ 10 Pcs]	56.600 kgs	[4.830 Kgs/10 Pcs]	48.300 kgs
2 1/2"	65	73.00(+/-0.18)				
3"	80	88.90(+/-0.20)				











CPVC BRASS FITTINGS

ITEMS	SIZE	PACKING	RATE	ITEMS	SIZE	PACKING	RATE
 BRASS ELBOW	3/4 x 3/4	25 x 16 = 400	52.55	 BRASS TEE	3/4 x 3/4	25 x 12 = 300	54.65
	1 x 1	25 x 10 = 250	115.00		1 x 1	25 x 8 = 200	118.00
	3/4 x 1/2	25 x 20 = 500	32.06		3/4 x 1/2	25 x 16 = 400	37.21
	1 x 1/2	25 x 16 = 400	42.04		1 x 1/2	25 x 12 = 300	45.19
	1 x 3/4	25 x 12 = 300	58.85		1 x 3/4	25 x 10 = 250	71.46
 BRASS MTA	3/4 x 1/2	25 x 24 = 600	41.93	 BRASS FTA	3/4 x 1/2	25 x 28 = 700	30.07
	3/4 x 3/4	25 x 20 = 500	71.50		3/4 x 3/4	25 x 24 = 600	52.55
	1 x 1	25 x 12 = 300	85.00		1 x 1	25 x 12 = 300	73.60
	3/4 x 1/2 H	25 x 20 = 500	69.50		1 x 1/2	25 x 28 = 700	35.32
	1 x 1/2	25 x 24 = 600	45.20		1 x 3/4	25 x 20 = 500	57.80
	1 x 3/4	25 x 16 = 400	71.50		1 1/4 x 1 1/4		
	1 1/4 x 1 1/4				1 1/2 x 1 1/2		
	1 1/2 x 1 1/2				2 x 2		
2 x 2							

CPVC PLAIN FITTINGS

ITEMS	SIZE	PACKING	RATE	ITEMS	SIZE	PACKING	RATE
 90° PLAIN ELBOW	3/4 x 3/4	100 x 9 = 900	8.12	 COUPLER	3/4 x 3/4	100 x 15 = 1500	6.63
	1 x 1	50 x 8 = 400	16.67		1 x 1	50 x 14 = 700	11.15
	1 1/4 x 1 1/4	25 x 10 = 250	29.50		1 1/4 x 1 1/4	25 x 16 = 400	18.50
	1 1/2 x 1 1/2	25 x 6 = 150	51.57		1 1/2 x 1 1/2	25 x 10 = 250	33.00
	2 x 2	10 x 7 = 70	110.00		2 x 2	10 x 12 = 120	62.00
	2 1/2 x 2 1/2				2 1/2 x 2 1/2		
	3 x 3				3 x 3		
	3/4 x 1/2				1/2 x 3/4		
	1 x 1/2				1 x 1/2		
	1 x 3/4	50 x 10 = 500	18.92		1 x 3/4	100 x 10 = 1000	9.89
 PLAIN TEE	3/4 x 3/4	50 x 12 = 600	11.80	1 1/4 x 3/4	25 x 24 = 600	20.00	
	1 x 1	25 x 12 = 300	21.66	1 1/4 x 1	25 x 20 = 500	18.50	
	1 1/4 x 1 1/4	25 x 6 = 150	37.50	1 1/2 x 3/4	25 x 10 = 250	26.90	
	1 1/2 x 1 1/2	20 x 5 = 100	70.32	1 1/2 x 1	25 x 10 = 250	26.15	
	2 x 2	10 x 5 = 50	128.00	1 1/2 x 1 1/4	25 x 10 = 250	28.30	
	2 1/2 x 2 1/2			2 x 1			
	3 x 3			2 x 1 1/4			
	3/4 x 1/2			2 x 1 1/2			
	1 x 1/2			1 x 3/4	100 x 15 = 1500	10.72	
	1 x 3/4	25 x 14 = 350	22.50	1 1/4 x 3/4			
	1 1/4 x 3/4	25 x 8 = 200	32.82	1 1/4 x 1			
	1 1/4 x 1	25 x 8 = 200	34.38	1 1/2 x 3/4			
	1 1/2 x 1/2			1 1/2 x 1			
	1 1/2 x 3/4	20 x 5 = 100	78.13	1 1/2 x 1 1/4			
	1 1/2 x 1	25 x 4 = 100	81.25	2 x 3/4			
	1 1/2 x 1 1/4	25 x 4 = 100	82.82	2 x 1			
	2 x 1			2 x 1 1/4			
	2 x 1 1/4			2 x 1 1/2			
	2 x 1 1/2						
	2 1/2 x 1 1/2						
3 x 1 1/2							
3 x 2							
 PLAIN MTA	3/4 x 3/4	100 x 12 = 1200	7.93	 REDUCE BUSH			
	1 x 1	50 x 14 = 700	13.23				
	1 1/4 x 1 1/4						
	1 1/2 x 1 1/2						
	2 x 2						
 PLAIN FTA	3/4 x 3/4	100 x 12 = 1200	9.46	 UNION	3/4 x 3/4	50 x 10 = 500	34.68
	1 x 1	50 x 12 = 600	18.19		1 x 1	25 x 12 = 300	52.55
	1 1/4 x 1 1/4				1 1/4 x 1 1/4	25 x 8 = 200	64.00
	1 1/2 x 1 1/2				1 1/2 x 1 1/2	10 x 15 = 150	85.00
	2 x 2				2 x 2	10 x 6 = 60	170.00


CPVC PLAIN FITTINGS


ITEMS	SIZE	PACKING	RATE	ITEMS	SIZE	PACKING	RATE
 TANK NIPPLE	3/4 x 3/4	50 x 10 = 500	25.70	 END CAP	3/4 x 3/4	100 x 25 = 2500	5.25
	1 x 1	25 x 10 = 250	38.80		1 x 1	100 x 12 = 1200	7.89
	1 1/4 x 1 1/4	25 x 6 = 150			1 1/4 x 1 1/4	50 x 14 = 700	20.00
	1 1/2 x 1 1/2	25 x 4 = 100			1 1/2 x 1 1/2	25 x 16 = 400	30.00
	2 x 2	10 x 8 = 80			2 x 2		
 TANK NIPPLE SOCKET	3/4 x 3/4	50 x 10 = 500	29.00	 45° PLAIN ELBOW	3/4 x 3/4	100 x 10 = 1000	13.50
	1 x 1	25 x 12 = 300	47.00		1 x 1	50 x 12 = 600	20.00
	1 1/4 x 1 1/4	25 x 7 = 175	70.00		1 1/4 x 1 1/4	25 x 14 = 350	35.00
	1 1/2 x 1 1/2	25 x 5 = 125	88.00		1 1/2 x 1 1/2		
	2 x 2	10 x 10 = 100	132.00		2 x 2		
 90° BEND	3/4 x 3/4	25 x 12 = 300	36.00	 STEP OVER BEND	3/4 x 3/4	25 x 12 = 300	42.00
	1 x 1	25 x 6 = 150	50.00		1 x 1	25 x 6 = 150	63.00
	1 1/4 x 1 1/4	10 x 10 = 100			1 1/4 x 1 1/4	15 x 5 = 75	105.00
	1 1/2 x 1 1/2				1 1/2 x 1 1/2		
	2 x 2				2 x 2		
 LONG PLUG	BLACK 1/2	100 x 20 = 2000	1.90	 THREADED ELBOW	3/4 x 1/2	50 x 14 = 700	N.A.
 METAL CLAMP CPVC	3/4 x 3/4	100 x 30 = 3000	2.95				
	1 x 1	100 x 22 = 2200	3.25				
	1 1/4 x 1 1/4	100 x 18 = 1800	3.65				
	1 1/2 x 1 1/2	100 x 14 = 1400	4.40				
	2 x 2	100 x 9 = 900	5.00				
 PLASTIC CLAMP CPVC	3/4 x 3/4	100 x 30 = 3000	1.77				
	1 x 1	100 x 25 = 2500	2.95				
	1 1/4 x 1 1/4	50 x 24 = 1200	4.25				
	1 1/2 x 1 1/2	50 x 24 = 1200	5.00				
	2 x 2	25 x 30 = 750	9.00				
				Transaction Bush			
				3/4 x 3/4	100 x 20 = 2000	12.00	

CPVC SOLVENT

TIN	PACKING STANDARD MASTER	MRP.	RATE.
50 ML	48 x 8 = 384	150.00	40.00
118 ML	24 x 8 = 192	250.00	72.00
237 ML	15 x 8 = 120	400.00	130.00



 CPVC BALL VALVE (LONG HANDLE)	3/4 x 3/4	12 x 10 = 120		81.00
	1 x 1	7 x 10 = 70		115.00
	1 1/4 x 1 1/4	5 x 10 = 50		198.00
	1 1/2 x 1 1/2			
	2 x 2			

SIZE	PACKING		RATES.	CPVC CONCEALED VALVE	
3/4"	1 x 60 = 60		390.00		
1"	1 x 60 = 60		420.00		